

Information

For further information please visit our website: audoo.com/install



Technical support



Audoo Ltd
35 King Street, London, WC2E 8JG, UK.



support@audoo.com




www.audoo.com

Legal

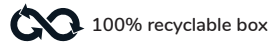
© 2021 Audoo Ltd. All rights reserved.

Audoo and **audoo** are trademarks of Audoo Limited, Fourth Floor, 35 King Street, Covent Garden, London, WC2E 8JG, UK.







What's in the box



- 1x Audio Meter
- 1x Installation guide
- 1x Safety information



Installation tips

-  Ensure audio meter has line of sight to speakers
-  Keep away from liquid
-  Place in an area where music can be clearly heard
-  Avoid closed spaces (cupboards and cabinets)
-  Avoid direct sunlight and heat sources
-  Indoors only

audoo

Installation Guide

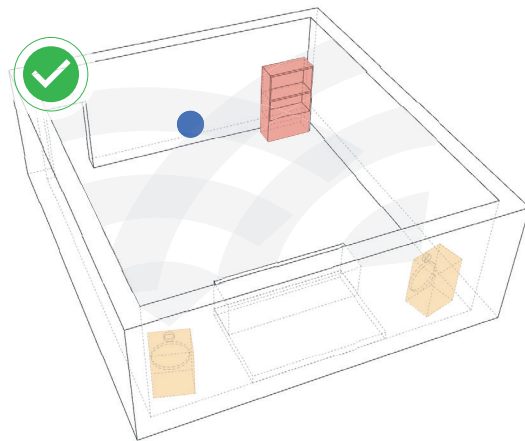
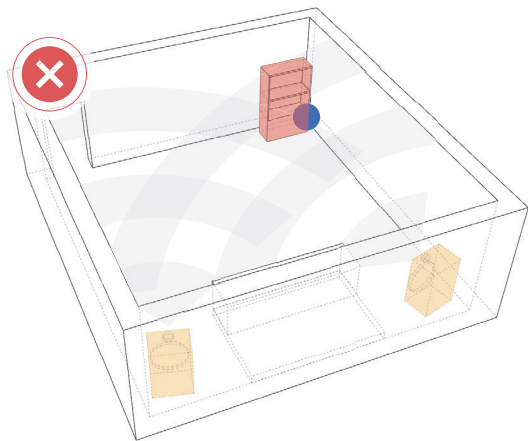
INSTALLATION VIDEO

For detailed video instructions please visit our website: audoo.com/install



1 Find a suitable power socket

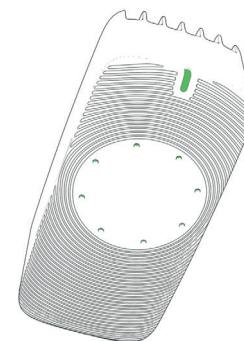
- Audio Meter
- Obstacle
- Speakers



2 Plug in the Audio Meter



3 Wait for the Audio Meter to power up



- Amber
Unit powering up
- Green (intermittent blinking)
Unit is working and online
- Red
Unit is offline